

08/01/2025



WATTSON
Optimize Utility Use Across
Commercial Campus

CSU AI Summer Camp 2025

Our team



Carlos Vargas

California State
Polytechnic University,
Pomona



Pranjal Patel

San Diego State
University



Meera Vyas

San Jose State University



Mithun Surve

California State University
Fullerton

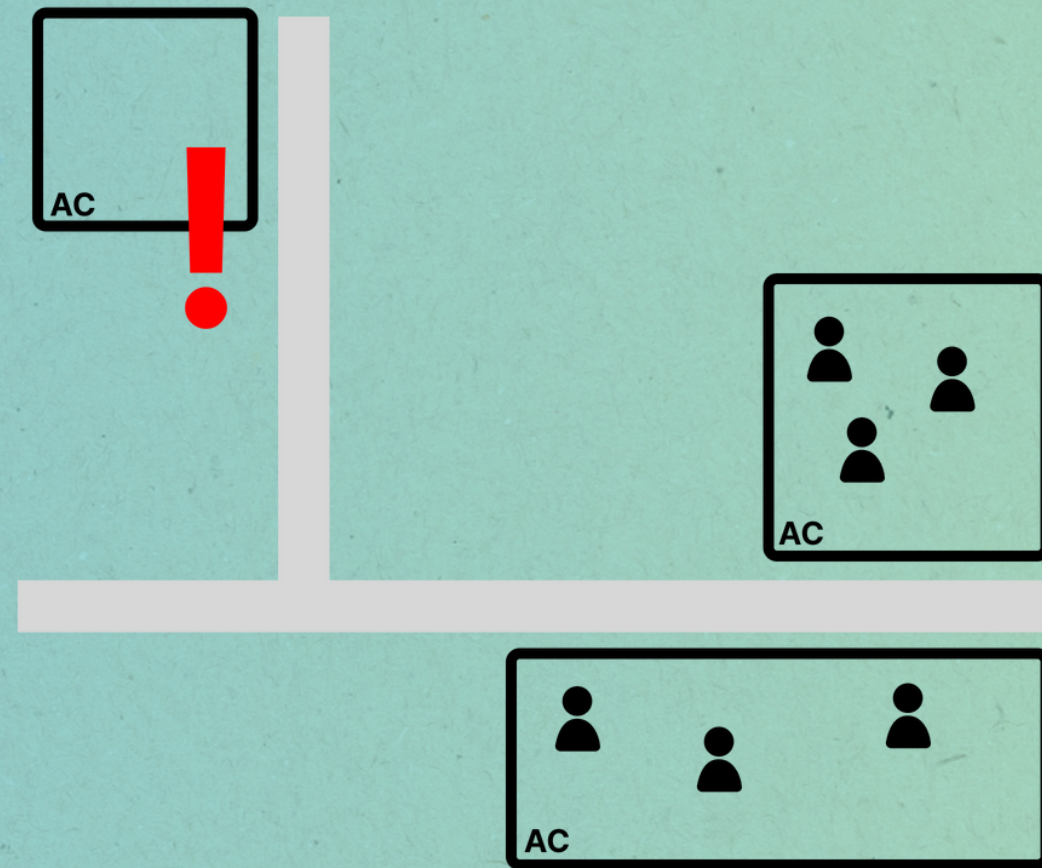


Shannon Curtis

California Polytechnic
State University



Problem Statement



Wasting energy due to misalignment between utilities operations and actual occupancy




Manually extracting utility rates from complex docs is time-intensive


The Impact on The World



5-10%
Energy Saving

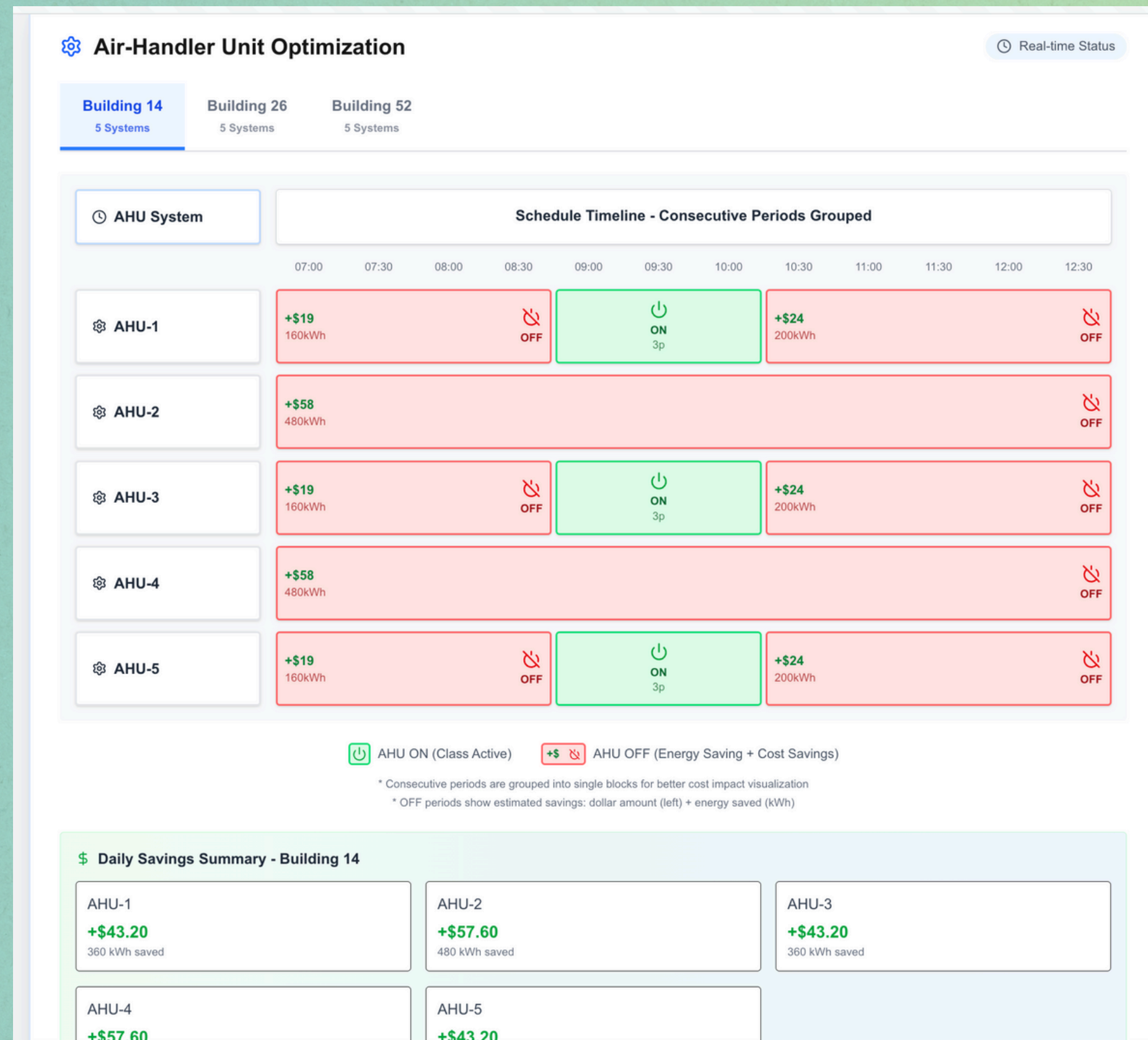


\$1.3M/yr
Budget Relief



Getting Back
Human Hours

Introducing WATTSON



Introducing WATTSON

↗ Calculation Results

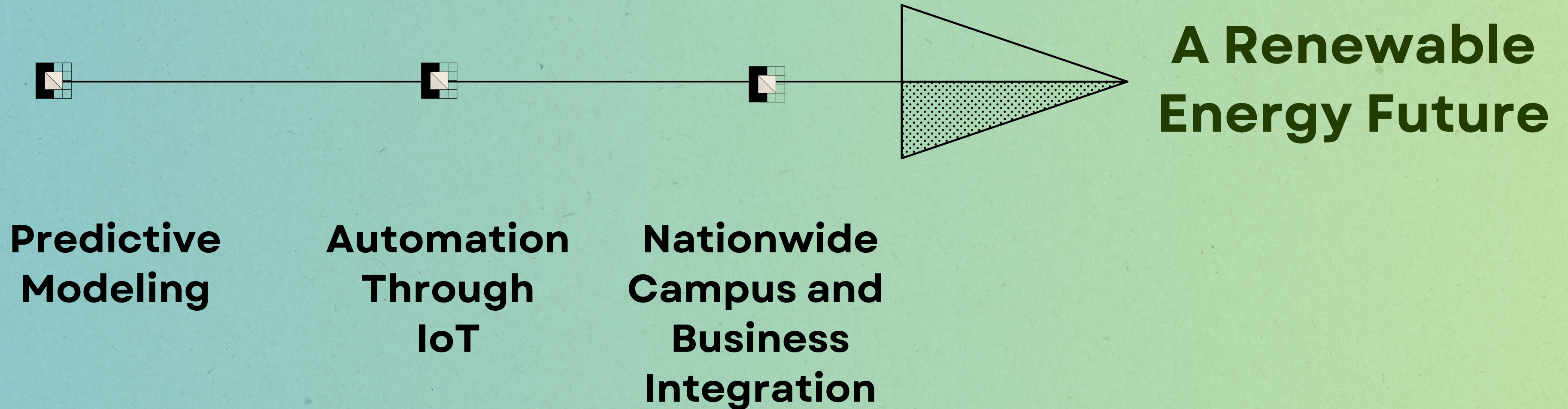
Total Monthly Cost	\$21291.45
⚡ Energy Cost	\$2.58
↗ Demand Charges	\$846.60
\$ Basic Service Fees	\$19278.87
📅 Power Factor Charges	\$0.00
💵 Franchise Fee	\$1163.40

Energy Usage Breakdown

On-Peak Energy:	0.00 kWh
Off-Peak Energy:	21.50 kWh
Super Off-Peak Energy:	395.50 kWh

⬇ Download Results (CSV)

Potential For Growth





Thank you!

Appendix



Project GitHub Repo

<https://github.com/changerate/aws-ai-cpslo-energy-efficiency>



[**linkedin.com/in/ cfvargas**](https://www.linkedin.com/in/cfvargas)

[**linkedin.com/in/ prajalpatel000**](https://www.linkedin.com/in/prajalpatel000)

[**linkedin.com/in/mithunsurve1809**](https://www.linkedin.com/in/mithunsurve1809)

[**linkedin.com/in/ meeraa-vyas/-vyas/**](https://www.linkedin.com/in/meeraa-vyas/-vyas/)